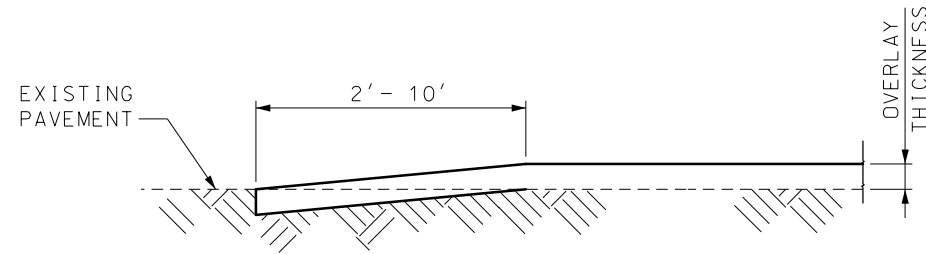
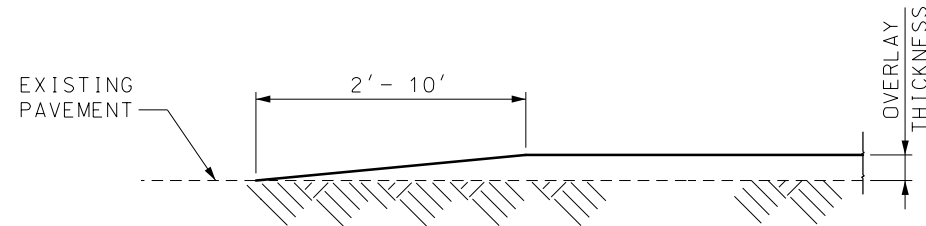


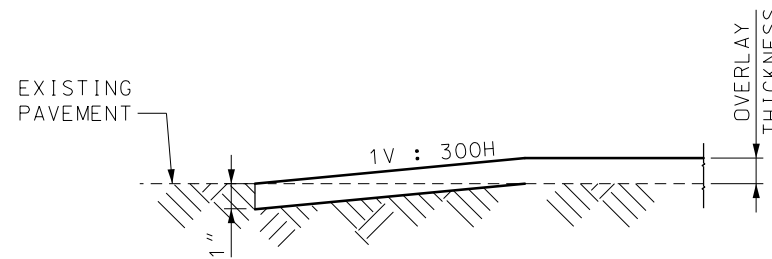
SECTION B-B  
TYPICAL ENTRANCE  
(FIELD, PRIVATE OR COUNTY ROAD)  
\* TAPER AT 1:1 FOR FIELD ENTRANCE



SECTION A-A  
TYPICAL STATE ROUTE JUNCTION  
(COLDMILLED TRANSITION)



ALTERNATE SECTION A-A  
TYPICAL STATE ROUTE JUNCTION  
(TAPERED TRANSITION)



TRAVELWAY DEPTH TRANSITIONS  
BEGINNING AND END OF PROJECT  
AND EXCEPTIONS

"THIS MEDIA SHOULD NOT BE CONSIDERED A CERTIFIED DOCUMENT."

DATE PREPARED  
5/3/2016

ROUTE STATE  
DISTRICT SHEET NO.  
MO 4

COUNTY

JOB NO.

CONTRACT ID.

PROJECT NO.

BRIDGE NO.

DESCRIPTION

DATE

MISSOURI HIGHWAYS AND TRANSPORTATION COMMISSION



105 WEST CAPITOL  
JEFFERSON CITY, MO 65102  
1-888-ASK-MODOT (1-888-275-6636)

IF A SEAL IS PRESENT ON THIS SHEET IT HAS BEEN ELECTRONICALLY SEALED AND DATED.