







## Lane Closure on Left or Right Lane on Divided Highway

SPEED	SIGN SPACING (ft.)		TAPER LENGTH (ft.)		OPTIONAL BUFFER LENGTH (ft.) (B)	CHANNELIZER SPACING (ft.)	
	Undivided (S)	Divided (S)	Shoulder <sup>1</sup> (T1)	Lane <sup>2</sup> (T2)		Tapers	Buffer/ Work Areas
0-35	-	200	70	245	120	35	50
40-45	-	500	150	540	220	40	100
50-55	-	1000	185	660	335	50	100
60-70	-	1000	235	840	550	60	100

<sup>1</sup> Shoulder taper length based on 10 ft. (standard shoulder width) offset      <sup>2</sup> Lane taper length based on 12 ft. (standard lane width) offset

TYPE ROADWAY	SIGN HEIGHT	MAXIMUM WORK ZONE LENGTH (L)
URBAN	1' Portable 7' Post	1 Mi.
RURAL DIVIDED	1' Portable 7' Post	2 Mi.

	Channelizer Cone or Drum		Truck Mounted Attenuator (TMA)
	Truck or Trailer Mounted Arrow Panel		Protective Vehicle
	Sign		Work Space

### Notes:

A protective vehicle **shall** be used while work is in progress. The protective vehicle **shall** be equipped with a TMA and flashing arrow panel and positioned at least 150 ft. in advance of the work space. The protective vehicle **may** be eliminated if the roadway is posted at 45 mph or below, the work vehicle is positioned in advance of the work space, and the work vehicle is equipped with a flashing arrow panel and uses activated rotating lights or strobe lights.

All vehicles, equipment, workers and their activities **should** be restricted to one side of the pavement.

The open lane **shall** be provided with a 10 ft. minimum driving surface at all times. This **may** include a portion of the shoulder, provided the shoulder is of adequate strength to handle traffic.

For short duration operations, signs and channlizers **may** be reduced or eliminated.

For mobile operations where workers are on foot and move with the operation, channelizers **may** be reduced or eliminated.

Supplemental warning methods **may** be used to call attention to the work zone.

Additional warning signs **shall** be erected at each intersection with another state highway within the work zone. Upon the discretion of the supervisor, additional warning signs **may** be erected at other intersections within the work zone.

